

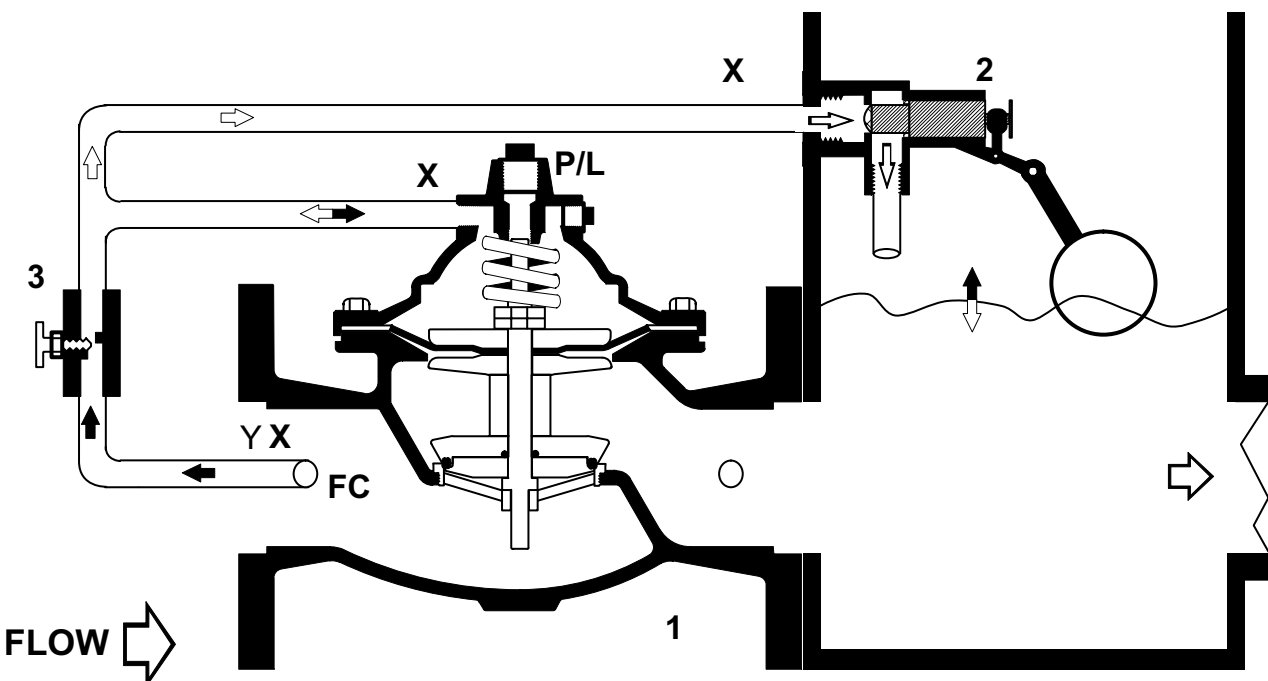
FLOAT CONTROL - MODULATING (CONSTANT LEVEL - TANK FILL)

ACV



110-10/
6110-10

VALVE FUNCTION

- Maintains a constant liquid level in a tank.
- Remote mounted pilot is sensitive to slight changes in level and controls main valve:
 - Opens when level drops
 - Closes when level rises



Flow Direction Shown: Flow Under the Seat
Optional "R" Flow Over the Seat: 110-10R/1110-10R






 CLOSSES VALVE
 OPENS VALVE

COMPONENTS

- 1 - Main Valve
- 2 - Fig. 10-11 Modulating Float Control
- 3 - Needle Valve - Adj. Closing Speed

ACCESSORIES

Located as indicated
Included as marked

	X - Isolation Cocks
	Y - Y-Strainer
	P - Position Indicator
	FC - Flo-Clean Strainer
	L - Limit Switch